



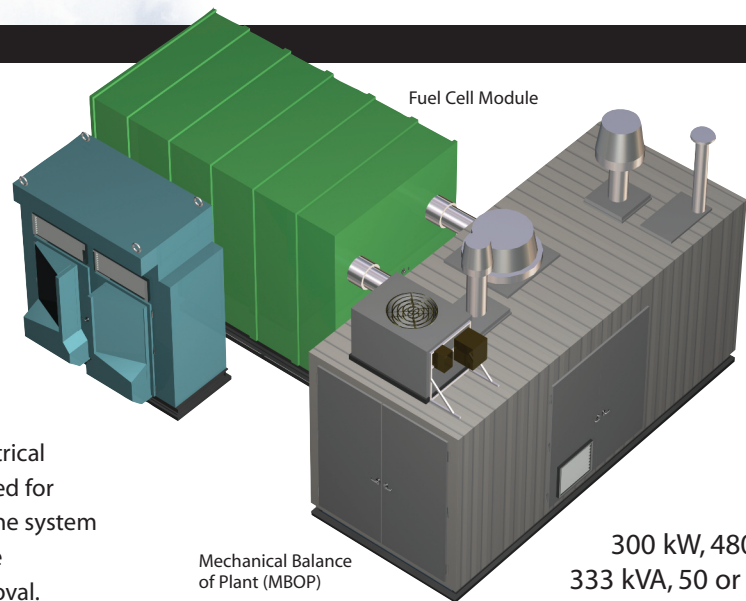
DFC300

Key Features

- High Efficiency
- Low Environmental Impact
- Fuel Flexibility
- High Reliability
- Quiet Operation

Advantages

The DFC[®]300™ stationary fuel cell power plant from FuelCell Energy provides high-quality, Ultra-Clean electrical power with 47% efficiency in a small footprint. Designed for low-demand commercial and industrial applications, the system offers 24/7 operation, easy transport, quiet and reliable operation, and easy site planning and regulatory approval. The system can be located, literally, anywhere.



300 kW, 480 VAC,
333 kVA, 50 or 60 Hz

Performance

Power Output

Power @ Plant Rating	300 kW
Standard Output AC Voltage	480 V
Standard Frequency	60 Hz
Optional Output AC Voltages	460, 440, 420, 400, 380 V
Optional Output Frequency	50 Hz

Efficiency

LHV	47 +/- 2 %
-----	------------

Available Heat

Exhaust Temperature	700 +/- 50 °F
Exhaust Flow	3,950 lb/h
Allowable Backpressure	5 iwc
Heat Energy Available for Recovery (to 250°F)	480,000 Btu/h
(to 120°F)	808,000 Btu/h

Fuel Consumption

Natural gas (at 930 Btu/ft ³)	39 scfm
Heat rate, LHV	7,260 Btu/kWh

Water Consumption

Average	0.9 gpm
Peak during WTS backflush	10 gpm

Water Discharge

Average	0.45 gpm
Peak during WTS backflush	10 gpm

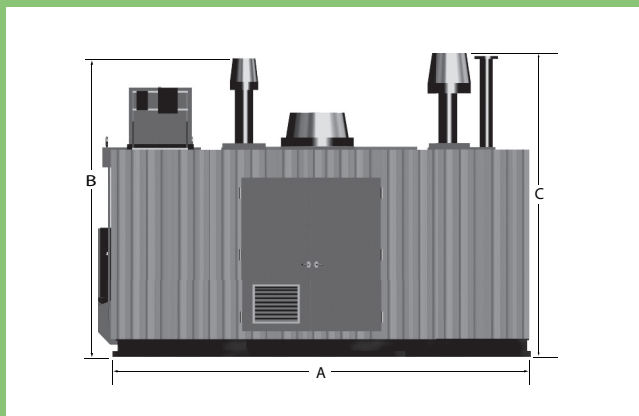
Pollutant Emissions

NO _x	0.01 lb/MWh
SO _x	0.0001 lb/MWh
PM10	0.00002 lb/MWh

Greenhouse Gas Emissions

CO ₂	980 lb/MWh
CO ₂ (with waste heat recovery)	520-680 lb/MWh

Specifications



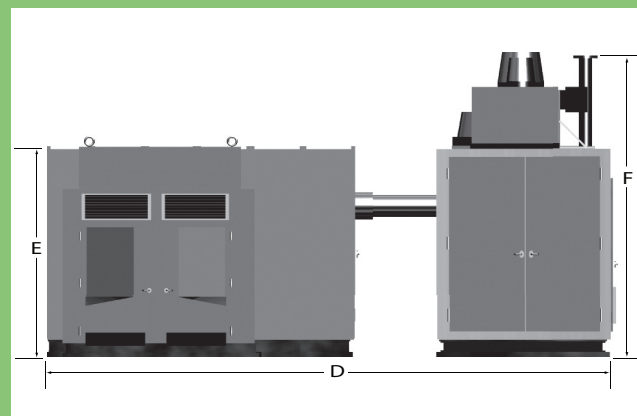
Dimensions

Front View

A	Overall Width	20.0 ft
B	Height of Air Intake Filter	15.1 ft
C	Height of Exhaust Stack (Required on units with no heat recovery)	14.5 ft

Weights

Mechanical Balance of Plant	27,000 lb
Electrical Balance of Plant	15,000 lb
Fuel Cell Module	35,000 lb



Side View

D	Overall Length	28.0 ft
E	Height of EBOP	11.8 ft
F	Height of Discharge Vent	14.5 ft

Noise Level

Standard	72 dB(A) at 10 feet
Optional	65 dB(A) at 10 feet

Experience & Capabilities

With more than 35 years of experience, FuelCell Energy is recognized as a world leader in the development, manufacture, and commercialization of fuel cells for stationary electric power generation. The result of years of research and the investment of more than \$530 million, our patented, carbonate Direct FuelCell products have generated more than 200 million kilowatt hours of electrical energy to date at more than 50 locations worldwide.

This brochure provides a general overview of FuelCell Energy products and services. This brochure is provided for informational purposes only. Warranties for FuelCell Energy products and services are provided only by individual sales and service contracts, and not by this brochure. This brochure is not an offer to sell any FuelCell Energy products and services. Contact FuelCell Energy for detailed product information suitable for your specific application. FuelCell Energy reserves the right to modify our products, services, and related information at any time without prior notice.

FuelCell Energy's fleet of Direct FuelCell power plants are certified to or comply with a variety of commercial and industrial standards: ANSI/CSA America FC-1, UL 1741, CARB 2007, OSHA 29 CFR Part 1910, IEEE 1547, NFPA 70, NFPA 853, and California Rule 21.

©2008 FuelCell Energy, Inc.

FuelCell Energy, Inc.

3 Great Pasture Road
Danbury, CT 06813-1305
203 825-6000

www.fuelcellenergy.com



FuelCell Energy

World Leader in Ultra-Clean Power